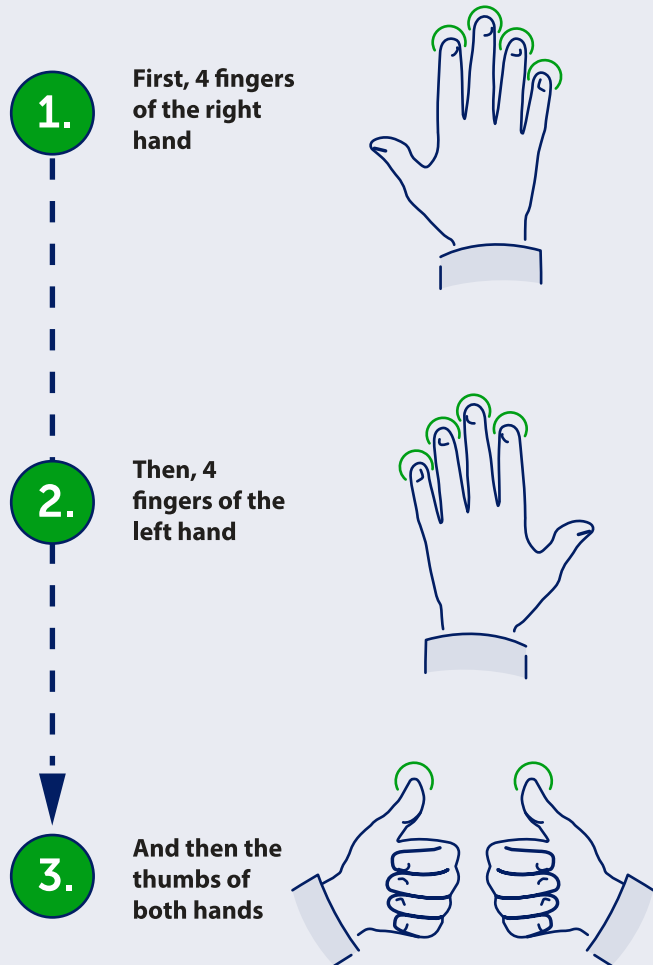


# FINGERPRINTS REQUIRED FOR VISA

Fingerprints will be scanned in 3 steps



Pay attention to these things during a fingerprint scan!



<p>Make sure your hands are clean and dry</p> 	<p>Make sure your fingers are not rotating on the fingerprint scanner</p> 
<p>Make sure your fingers are placed on the fingerprint scanner</p> 	<p>Make sure your fingers are not placed too wide or too close to each other.</p> 
<p>Make sure your fingers are not standing upright</p> 	<p>Make sure you press the tip of the finger harder</p> 
<p>Make sure your fingers are not slanting</p> 	<p>Make sure the sequence of fingers is correct</p> 

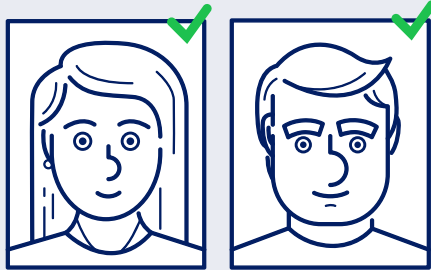


The Office of Citizenship and Migration Affairs



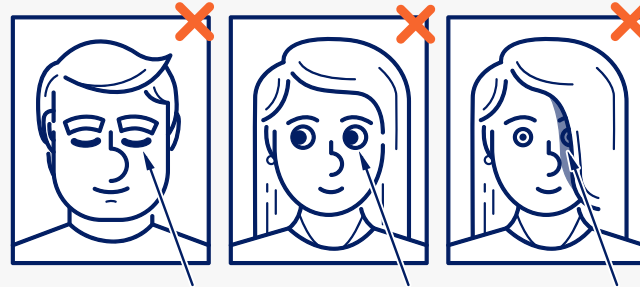
EUROPEAN UNION  
Internal Security Fund

# REQUIREMENTS FOR THE QUALITY OF FACE PHOTOGRAPH REQUIRED FOR VISA




When submitting a ready-made photograph for the processing of a visa, pay attention to the following conditions:


- ✓ The photograph must not be older than 6 months
- ✓ The size of the photograph must be 35x45mm
- ✓ The photograph must not be folded, dirty or otherwise damaged
- ✓ The photograph must be of high resolution and printed on high-quality photo paper
- ✓ The photograph must show your face in close-up with a small portion of your shoulders, where the face takes up 70-80% of the photograph
- ✓ The photograph must not be blurry
- ✓ The photograph must have neutral lighting and contrast, and the colour of the face must be natural



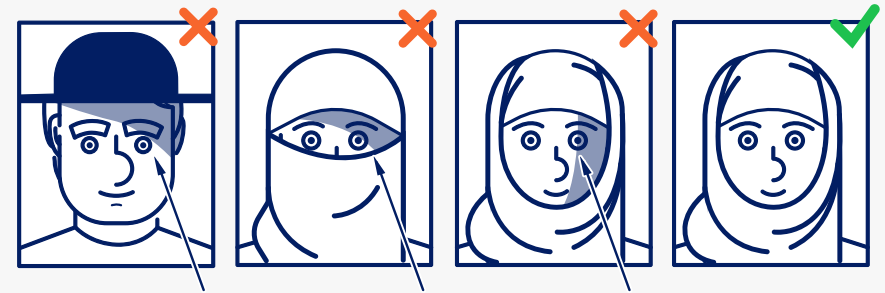
The person's eyes must be pointed towards the camera, the eyes must not be closed or covered.




The person's glasses must not have tinted lenses or a reflection of the flash light. The frame of the glasses must not be too thick or cover part of the eyes.




The face must be pointed straight towards the camera, the background must be uniform and the person's face must be in the centre of the photograph.



In the photograph the person must not wear a head covering, except for religious reasons, in which case the head covering must not cover the face or cast a shadow on it.



The lighting in the photograph must be appropriate so that the person does not have red eyes or heavy shadows in the background or on the face due to the flash light.



Only the person him/herself must be visible in the photograph, without other persons or toys. The facial expression must be neutral and the mouth must be closed.



The Office of Citizenship and Migration Affairs



EUROPEAN UNION  
Internal Security Fund